

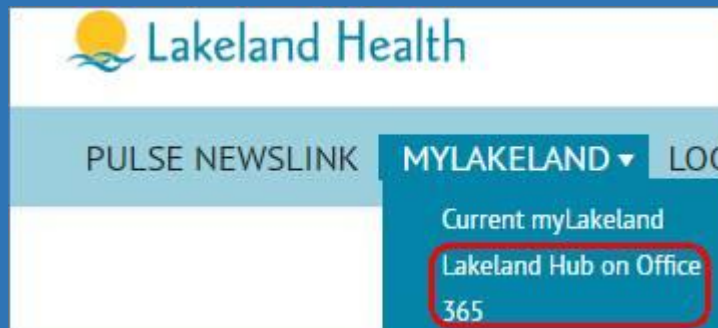


How to Access Workday SharePoint Site



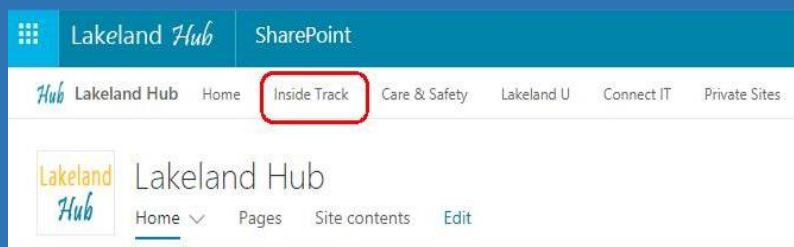
1. START ON PULSE NEWSLINK!

www.lakelandhealth.org/pulsenewslink
Click the 'MyLakeland' tab and select 'Lakeland Hub on Office 365'. You will need to log-in using your @lakelandregional.org email address



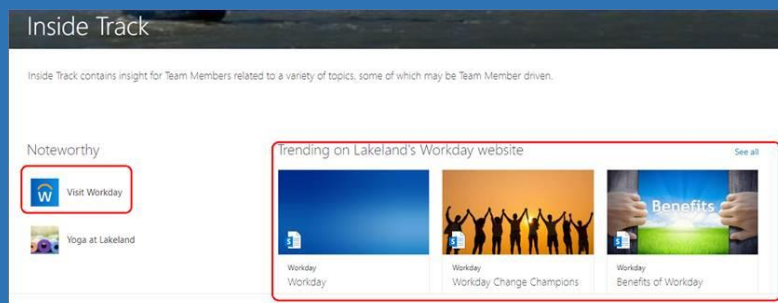
2. LAKELAND HUB!

This is the Lakeland Hub homepage – a central gathering place for searching for and navigating to content. Click the 'Inside Track' tab



3. INSIDE TRACK!

Inside Track contains insight to a variety of topics. You will see a link to visit the Workday site and any news currently trending on the Workday site



4. WELCOME!

This is the Workday SharePoint site homepage. This is where you will find all things related to Workday – job aids, tutorials, FAQ's, etc. Have fun exploring!

<https://lakelandregional.sharepoint.com/t/eams/Workday/SitePages/Home.aspx>

